



IMMIGRATION AND CHECKPOINTS AUTHORITY (ICA)

Submission of Application for Visa (SAVE) Public Submission for Family Visa User Manual

Version 5.0

Table of Contents

1. INTRODUCTION	3
1.1. OVERVIEW	3
1.2. ABOUT THIS MANUAL	4
1.3. INSTALLATION/SETUP	5
1.4. CONVENTION	6
1.5. SUPPORTED PAYMENT MODES	7
2. FUNCTIONS	8
2.1. PUBLIC – FAMILY VISA APPLICATION	8
2.1.1. Singpass Authentication Service	10
2.1.2. List of Draft Applications	11
2.1.3. Create Family Visa Application	14
2.1.4. Submission of Application – Particulars of Main Applicant	15
2.1.5. Submission of Application – Additional Information of Main Applicant	17
2.1.6. Particulars of Local Contact	20
2.1.7. Upload Applicant Photo	25
2.1.8. Application Preview	26
2.1.9. Submit Family Visa Application	33
2.1.10. MyCart Payment Summary	34
2.1.11. Payment for Application	35
2.1.12. Print Acknowledgement for Family Visa Application	38
2.2. PUBLIC – FAMILY VISA APPLICATION STATUS ENQUIRY	39
2.2.1. Status of Visa Application	40
2.2.2. Form 14A Printing	48
3. FREQUENTLY ASKED QUESTIONS	50

1. Introduction

1.1. Overview

SAVE Public – Family module is a web-based application to allow members of public to apply Entry Visa as a family into Singapore. There is a hyperlink from ICA website (<https://www.ica.gov.sg>) to this front-end Internet application.

1.2. About This Manual

The objective of this manual is to provide detailed explanations and step-by-step guidelines on how to use SAVE Public – Family module for member of public.

The users of SAVE Public – Family module should have basic knowledge of using a web browser, navigating from one page to another.

The chapters in this manual are organized in a logical functional manner, and not necessary in the order that the users would normally use the system.

A reader can go through this user manual in any order according to the specific function that he/she encountered or is interested in.

The functionality for SAVE Public – Family module includes application of Visa, printing Form 14A and enquiry of Visa application.

1.3. Installation/Setup

SAVE Public – Family module is optimized and compatible with the following browsers (recommended to use latest browser version).

- Edge
- Firefox
- Chrome
- Safari

The users of SAVE Public – Family module need to configure the settings of his internet browser before launching SAVE website (<https://eservices.ica.gov.sg/esvclandingpage/save>).

If the user is using a pop-up blocker, please add the following as your allowed sites. Otherwise, the relevant transaction pages from the banks may not display, or your transaction request may not be complete.

- www.enets.sg
- www.enets.com.sg
- dbsd2pay.dbs.com
- pibenets.uob.com.sg
- www.citibank.com.sg
- www.ocbc.com
- www.plus.com.sg
- ibank.standardchartered.com.sg

1.4. Convention

This manual uses the following conventions.

- **[Button Name]** to show it is a button
- **[Next]** button redirects to next page
- **[Save]** or **[Submit]** button indicates that the system will insert or update records in database and display the acknowledgement page
- **[Form 14A]** button displays the Form 14A in PDF format for printing
- **[Form V39A]** button displays the Form V39A in PDF format for printing
- **[Back]** button redirects to previous page
- **[Clear]** button clears input value from all fields

1.5. Supported Payment Modes

This manual uses the following payment modes.

- American Express Card
- Visa/MasterCard Credit Card and Debit Card
- Internet Banking Account from DBS/POSB, Citibank, OCBC/Plus!, Standard Chartered or UOB
- PayNow

2. Functions

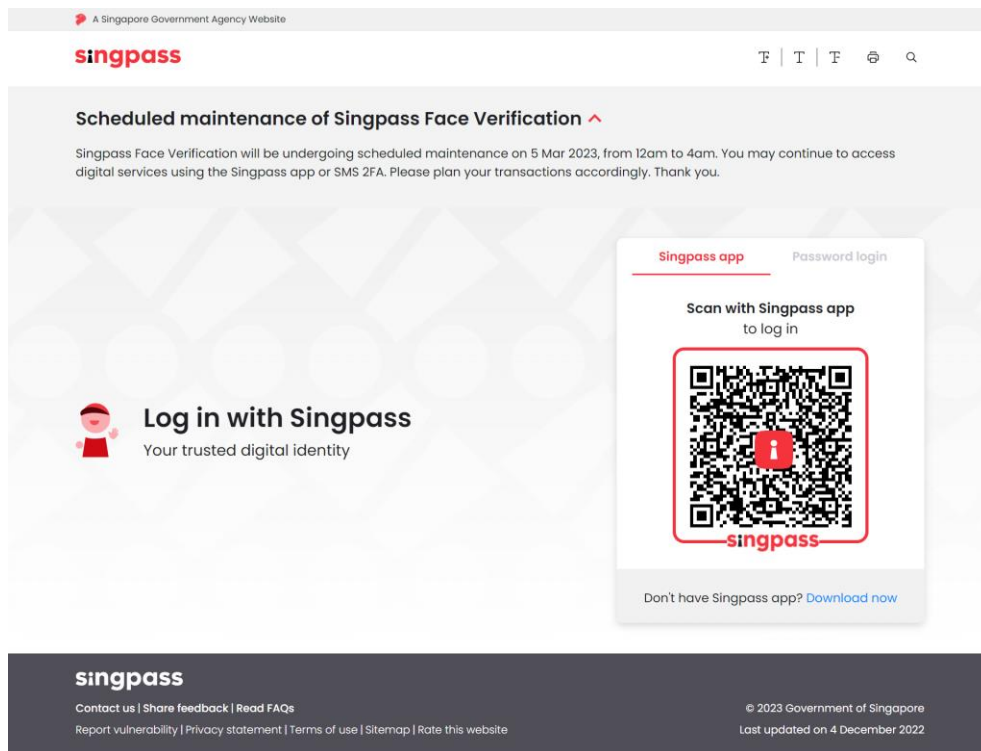
2.1. Public – Family Visa Application

Submission of application for Entry Visa website is accessible at (<https://eservices.ica.gov.sg/esvclandingpage/save>).

The screenshot shows the ICA MyICA Home page. At the top, there is a navigation bar with the ICA logo and the tagline "Immunity Our Borders, Safeguarding Our Home". Below the navigation bar, there is a "MyICA Home" section. The main content area is titled "Apply for Entry Visa" and includes a sub-header "Attention:". The text below states: "This facility allows you to apply for a Singapore entry visa as a local contact or authorised visa agent or strategic partner." There is a section titled "Information Required" with a smiley face icon, listing the following information needed: "Duly completed Form 14A (PDF, 445KB) signed by the applicant. The visa application shall be made based on the information declared in this form. ICA may request for the form to be submitted.", "Duly completed Form V39A (PDF, 191KB) signed by the local contact (if applicable)", "Applicant's recent passport-sized colour photograph (taken within the last three months). Please see Photo Guidelines for information on photo requirements.", "A photocopy of the applicant's passport bio-data page (valid for at least six months) from the date of his entry into Singapore", and "VISA or Master Credit/Debit Card or Internet Banking Details." Below this is a section titled "I want to..." with a smiley face icon, containing five icons for different application types: "Apply for Entry Visa as a Local Contact (Individual Users)", "Apply for Entry Visa as a Local Contact (Business Users)", "Apply for Entry Visa as an Authorised Visa Agent", "Apply for Entry Visa as a Strategic Partner", and "Enquire Application Status". There is also an "Important Notes" section with a smiley face icon, listing several notes about pop-up blockers, allowed sites, and cookies. At the bottom of the page, there is a footer with the ICA logo, contact information, and social media links.

- Click on **[Form 14A]** hyperlink to download the PDF copy of Form 14A.
- Click on **[Form V39A]** hyperlink to download the PDF copy of Form V39A.
- To apply for Visa as an Individual Local Contact, click on **[Apply for Entry Visa as a Local Contact (Individual Users)]** to log in using Singpass.
- To apply for Visa on behalf of a Company as a Local Contact, click on **[Apply for Entry Visa as a Local Contact (Business Users)]** to log in using Singpass.
- To apply for Visa as an Authorised Visa Agent, click on **[Apply for Entry Visa as an Authorised Visa Agent]** to be redirected to <https://eservices.ica.gov.sg/save-oval/index.xhtml>.
- To apply for Visa as a Strategic Partner, click on **[Apply for Entry Visa as a Strategic Partner]** to be redirected to <https://eservices.ica.gov.sg/save-oval/index.xhtml>.
- To enquire a Visa application status, click on **[Enquire Application Status]**.

2.1.1. Singpass Authentication Service



The screenshot shows the Singpass website interface. At the top, there is a navigation bar with the Singpass logo and utility icons. A prominent banner at the top center reads "Scheduled maintenance of Singpass Face Verification" with a caret icon. Below this, a text block states: "Singpass Face Verification will be undergoing scheduled maintenance on 5 Mar 2023, from 12am to 4am. You may continue to access digital services using the Singpass app or SMS 2FA. Please plan your transactions accordingly. Thank you." The main content area features a large QR code for login, with the text "Scan with Singpass app to log in" above it. To the left of the QR code, there is a "Log in with Singpass" section with a small character icon and the tagline "Your trusted digital identity". Below the QR code, there is a link: "Don't have Singpass app? Download now". The footer contains the Singpass logo, contact information, and copyright notice: "© 2023 Government of Singapore. Last updated on 4 December 2022."

To login into SAVE Public – Family module

- Enter Singpass ID
- Enter Password
- Click on **[Log in]**

or

- Scan QR code with Singpass app

2.1.2. List of Draft Applications

This function allows Local Contact to save a draft copy of Visa application. If there are no draft applications, the user will be redirected to the application type selection page.

Note:

- The Visa application which was saved as “draft” by the Local Contact will be displayed in this page
- Local Contact can save up to seven individual/family Visa applications

A Singapore Government Agency Website

ICA
Immigration & Checkpoints Authority
Serving Our People, Empowering Our Nation

ICA Website Logout

Application for Visa

Important Notes

- The visa application which was saved as draft will be deleted automatically after 14 days from the last date it was saved.
- A maximum of up to 7 individual/family applications can be saved as draft only. To delete or edit a draft application, please click on the name of the applicant in the list below.
- Information retrieved from MyInfo will not be saved in your draft application.

List of Draft Applications

Identity Card Number of Local Contact: S9990074A
Name of Local Contact: JQAF TGO BGGF VWF

S/No	Name of Applicant	Sex	Date of Birth	Travel Document Number	Nationality/Citizenship	Type of Visa
1	DANIEL TAN	M	01/01/2000	FG65432	CHINESE	Family
2	LEE AGNES	F	01/01/1991	TD12345C	AFGHAN	Individual

Go to MyICA Home Create New Application

If you encounter any problems with this e-Service, please email ICA_Save_Helpdesk@ica.gov.sg with a screenshot of the error message.
Click on the buttons or links once only. Do not use the Back or Forward button on your browser as this may end your transaction.

ICA
Immigration & Checkpoints Authority

Contact Us Feedback FAQs Reach.gov.sg

Report Vulnerability Privacy Statement Terms of Use

© 2023, Government of Singapore.
Last updated on 26 February 2023.

This website is optimised for Edge, Firefox, Chrome, Safari.

To create a new application,

- Click on [\[Create New Application\]](#)
- Refer to section 2.1.3 on how to create a new application

Click on hyperlink of Name of Applicant of an existing Family Visa application to redirect to Particulars of Applicant page (Refer to section 2.1.4) with information filled previously.

Proceed all the way to display the draft of Application for Family Visa.

Note:

- The Visa application which was saved as “draft” by the Local Contact will be displayed in this page
- A maximum of ten applicants can be saved in the Family Visa draft at any one time

A Singapore Government Agency Website

ICA
Immigration & Checkpoints Authority
Enabling Our Residents, Empowering Our Nation

ICA Website Logout

Application for Family Visa

Important Notes

- A maximum of up to 10 applicants can be saved as draft at any one time. To delete or edit a draft applicant, please click on the name of the applicant in the list below.
- The drafts will be deleted automatically after 14 days from the last date they were saved.
- Information retrieved from MyInfo will not be saved in the drafts.

List of Family Applicants

S/No	Name of Applicant	Sex	Date of Birth	Travel Document Number	Relationship	Photo Uploaded	Delete
1	DANIEL TAN	M	01/01/2000	FG65432	MAIN APPLICANT	✓	
2	ANNA LEE	F	01/01/2000	DR65432	SPOUSE	✓	✖
3	MARY TAN	F	01/01/2018	PF65432	CHILD	✓	✖

Declaration

I declare that all information submitted in this application is true, accurate and complete to the best of my knowledge and belief.

I understand that, if I have concealed relevant information or provided false, inaccurate or misleading information, I may be prosecuted and any facilities, rights or privileges granted under this application may be withdrawn.

I understand that that if there is any discrepancy in the information declared, a resubmission with a new processing fee of \$30/- per applicant is required.

I understand that the grant of a visa does not exempt the holder from compliance, registration or application for the relevant pass, permit, license, as the case may be, to carry out the proposed activity(ies) declared in the visa application, as required under Singapore's laws.

I have read and agreed to the declaration

Back Delete Application Create New Applicant

If you encounter any problems with this e-Service, please email ICA_Save_Helpdesk@ica.gov.sg with a screenshot of the error message.

Click on the buttons or links once only. Do not use the Back or Forward button on your browser as this may end your transaction.

ICA
Immigration & Checkpoints Authority

Contact Us Feedback FAQs Reach.gov.sg

Report Vulnerability Privacy Statement Terms of Use

© 2023, Government of Singapore.
Last updated on 26 February 2023.

This website is optimised for Edge, Firefox, Chrome, Safari.

To edit an existing draft application,

- Click on the hyperlink of Name of Applicant
- Refer to section 2.1.4 on how to edit an application

To create a new applicant under the same Family Visa application,

- Click on **[Create New Applicant]**
- It will redirect to section 2.1.4

To delete an existing draft applicant,

- Click on trash bin icon of the respective applicant row
- A popup message will be displayed
- Click **[OK]** to confirm or **[Cancel]** to continue with the Family Visa application

Important

All data provided for this applicant will be deleted and you will need to re-enter the information. Are you sure you want to delete this applicant's details?

Click OK to confirm or Cancel to continue with this application.

Cancel

OK

To delete the whole Family Visa draft application,

- Click on **[Delete Application]**
- A popup message will be displayed
- Click **[OK]** to confirm or **[Cancel]** to continue with the Family Visa application

Important

All data provided for this application will be deleted and you will need to re-enter the information. Are you sure you want to delete this application?

Click OK to confirm or Cancel to continue with this application.

Cancel

OK

To submit the Family Visa application,

- There must be at least one other applicant besides the Main applicant
- Select the checkbox to declare that user have read and agreed to the declaration
- Click on **[Submit Application]** to confirm the application
- Individual users will be redirected to section 2.1.10
- Business users will be redirected to section 2.1.11

Declaration

I declare that all information submitted in this application is true, accurate and complete to the best of my knowledge and belief.

I understand that, if I have concealed relevant information or provided false, inaccurate or misleading information, I may be prosecuted and any facilities, rights or privileges granted under this application may be withdrawn.

I understand that that if there is any discrepancy in the information declared, a resubmission with a new processing fee of \$30/- per applicant is required.

I understand that the grant of a visa does not exempt the holder from compliance, registration or application for the relevant pass, permit, license, as the case may be, to carry out the proposed activity(ies) declared in the visa application, as required under Singapore's laws.

I have read and agreed to the declaration



Back

Delete Application

Submit Application

Create New Applicant

2.1.3. Create Family Visa Application

Singapore Government Agency Website

ICA
Immigration & Checkpoints Authority

ICA Website Logout

Application for Entry Visa

This facility allows you to apply for an individual or family group entry visa as a local sponsor or authorised visa agent or strategic partner.

Information Required

- Photocopy of the travel document bio-data page of the applicant(s). The travel document must be valid for at least 6 months from the date of his/her entry into Singapore.
- VISA or Master Credit/Debit Card or Internet Banking Details.

I want to apply for a/an

Individual Visa Application

Family Visa Application
(Only applicable for visa applicants who are married and their unmarried children below age 21. Minimum of 2 family applicants required.)

Back to Draft Listing

Important Notes

- If you are using a pop-up blocker, please add the following as your allowed sites. Otherwise, the relevant transaction pages from the banks may not be displayed, or your transaction request may not be complete.
 - www.enets.sg
 - www.enets.com.sg
 - dbsd2pay.dbs.com (for DBS/POSB Account holders)
 - pitbenets.uob.com.sg (for UOB Account holders)
 - www.citibank.com.sg (for Citibank Account holders)
 - www.ocbc.com (For OCBC account holders)
 - www.plus.com.sg (For Plus account holders)
 - ibank.standardchartered.com.sg (For Standard Chartered account holders)
- You are advised to enable cookies in your browser settings for www.ica.gov.sg
- For more information on Technical Help, please see [Technical Help](#) (PDF, 705KB).

If you encounter any problems with this e-Service, please email ICA_Save_Helpdesk@ica.gov.sg with a screenshot of the error message.

Click on the buttons or links once only. Do not use the Back or Forward button on your browser as this may end your transaction.

ICA
Immigration & Checkpoints Authority

Contact Us Feedback FAQs Reach.gov.sg

Report Vulnerability Privacy Statement Terms of Use

© 2023, Government of Singapore.
Last updated on 26 February 2023.

This website is optimised for Edge, Firefox, Chrome, Safari.

To create a new Family Visa application,

- Click on **[Family Visa Application]** icon

2.1.4. Submission of Application – Particulars of Main Applicant

This function allows Local Contact to enter the particulars of the applicant.

Main Applicant's application will be denoted as "Particulars of Main Applicant" while 2nd applicant onwards will be shown as "Particulars of 2nd Applicant" and so on.

Particulars of Main Applicant

Name

Alias

Full name as shown in the travel document. See examples below.

Leave blank if not applicable

When the relationship to Main Applicant is "Spouse", the Visa-required Nationality of the Spouse will be auto populated based on the declared information in the Main Applicant's page. The information message "To change nationality/citizenship, please amend at "Nationality/Citizenship of Spouse" in Main Applicant's page." is displayed.

Note that the populated information is only applicable to the first "Spouse" applicant.

Relationship to Main Applicant

Nationality/Citizenship

SPOUSE

CHINESE

To change nationality/citizenship, please amend at 'Nationality/Citizenship of Spouse' in Main Applicant's page.

If the Local Contact wish to amend the Nationality of Main Applicant's Spouse from a Visa-required to a non-Visa required Nationality/Citizenship, a popup message will be displayed.

Important

Non-visa required nationality/citizenship selected. All existing spouses' drafts will be deleted.
Click OK to save the changes or Cancel to discard your changes.

Cancel

OK

Note that there is no **[Back]** for Main applicant. It will be available for 2nd applicant onwards.

To save this page of current Family Visa application,

- Click on **[Save]**
- A confirmation message will be displayed

Particulars of Applicant

The application has been saved.

Name

Alias

TAN LI TING

Full name as shown in the travel document. See examples below.

Leave blank if not applicable

To proceed to next page,

- Enter the mandatory fields
- Click on **[Next]**

To clear the values entered for the current Visa application,

- Click on **[Clear]**
- Fields which have been filled will be cleared

To return to the previous page,

- Click on **[Back]**
- A popup message will be displayed
 - Click **[OK]** to save the changes and redirect back to list of draft applicants page
 - Click **[Cancel]** to discard the changes and redirect back to list of draft applicants page

Important

Do you want to save your changes?
Click OK to save the changes or Cancel to discard your changes.

Cancel

OK

2.1.5. Submission of Application – Additional Information of Main Applicant

This function allows Local Contact to enter other details of the applicant.

Note: Information of Visit and Address in Singapore will be auto populated for 2nd applicant onwards.

The screenshot displays the 'Application for Visa' form on the ICA website. The form is divided into several sections, with a progress indicator at the top showing five steps: Applicant's Particulars, Applicant's Additional Information (current step), Local Contact's Particulars, Upload Photo, and Confirmation. The 'Applicant's Additional Information' section includes the following fields:

- Contact Information:** Applicant's Email Address (with a note: '(Please furnish a valid email address.)') and Applicant's Contact Number.
- Occupation & Education Information:** Occupation (dropdown menu), Highest Academic / Professional Qualifications Attained (dropdown menu), and Annual Income (Singapore Dollars - in numbers only) (text input).
- Information of Visit:** Expected Date of Arrival (text input), Type of Visa (dropdown menu), and How long does the applicant intend to stay in Singapore? (radio buttons for 'Less than 30 days' and 'More than 30 days').
- Purpose of visit:** Radio buttons for 'Social' and 'Business', and a 'Choose a purpose' dropdown menu.
- Additional information to support this application:** A large text area for providing supporting details.
- Local Contact's Email Address:** (with a note: '(Please furnish a valid email address.)') and Applicant's Country/Place of embarkation before arriving Singapore (dropdown menu).

Address in Singapore

Where will applicant be staying in Singapore? Postal Code Block/House Number

Street Name Floor Number Unit Number

Contact Number

Has the applicant resided in other countries/places, other than the country/place of origin, for one year or more during the last 5 years? (if yes, please furnish details)

Yes No

Antecedent of Applicant

Has the applicant ever been refused entry into or deported from any country/place, including Singapore? Yes No

Has the applicant ever been convicted in a court of law in any country/place, including Singapore? Yes No

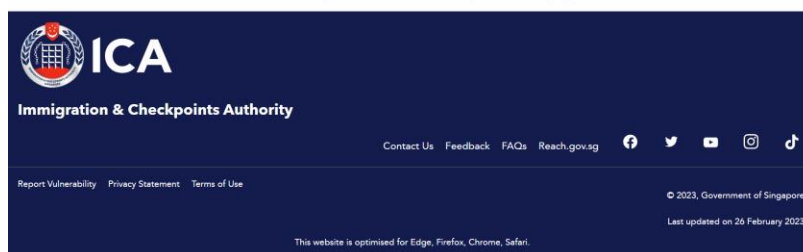
Has the applicant ever been prohibited from entering Singapore? Yes No

Has the applicant ever entered Singapore using a different passport or name? Yes No

If any of the answer is 'Yes', please furnish details below:

If you encounter any problems with this e-Service, please email ICA_Save_Helpdesk@ica.gov.sg with a screenshot of the error message.

Click on the buttons or links once only. Do not use the Back or Forward button on your browser as this may end your transaction.



To save this page of current Family Visa application,

- Click on **[Save]**
- A confirmation message “The application has been saved.” will be displayed

To proceed to next page,

- Enter the mandatory fields
- Click on **[Next]**

To clear the values entered for the fields on current page,

- Click on **[Clear]**
- Fields which have been filled will be cleared

To return to previous page,

- Click on **[Back]**
- A popup message will be displayed
 - Click **[OK]** to save the changes and redirect back to list of draft applicants page
 - Click **[Cancel]** to discard the changes and redirect back to list of draft applicants page

Important

Do you want to save your changes?
Click OK to save the changes or Cancel to discard your changes.

Cancel

OK

2.1.6. Particulars of Local Contact

Note: Under the following situation, applicant needs to fill in the particulars of Local Contact as shown below:

- Login user is **“Individual Users”**
- Applicant’s Visa Type Group is **“SOCIAL”**

The screenshot shows the ICA website interface for an 'Application for Visa'. The top navigation bar includes the ICA logo and a 'Logout' button. Below the navigation, a progress bar indicates the current step: 'Local Contact's Particulars'. The main content area is titled 'Particulars of Local Contact' and contains several input fields:

- Name:** JOAF TGO BGGF VWF
- Identity Card Number:** S9990074A
- Relationship of Applicant to Local Contact:** A dropdown menu with the text 'Please Indicate'.
- Address in Singapore:** A grid of input fields for 'Postal Code', 'Block/House Number', 'Street Name', 'Floor Number', 'Unit Number', and 'Contact Number'. A note below the 'Contact Number' field states: 'Please indicate a valid 8 digit Singapore mobile/telephone number'.

At the bottom of the form, there are four buttons: 'Back', 'Clear', 'Save', and 'Next'. A small red button labeled 'Retrieve Myinfo with singpass' is also visible. Below the form, there is a footer section with the ICA logo, the text 'Immigration & Checkpoints Authority', and various links including 'Contact Us', 'Feedback', 'FAQs', and 'Reach.gov.sg'. The footer also includes copyright information: '© 2023, Government of Singapore. Last updated on 26 February 2023.' and a note: 'This website is optimised for Edge, Firefox, Chrome, Safari.'

The following page will be shown when

- Login user is **“Individual Users”**
- Applicant’s Visa Type Group is **“BUSINESS”**

A Singapore Government Agency Website

ICA Website [Logout](#)

Application for Visa

Applicant's Particulars | Applicant's Additional Information | **Local Contact's Particulars** | Upload Photo | Confirmation

Important Notes ▼

Information retrieved from Myinfo will not be saved in the drafts.

[Retrieve MyInfo with singpass](#)

Particulars of Local Contact

Relationship of Applicant to Local Contact

Please Indicate

Person acting on behalf of the Company/Firm

Name	Identity Card Number	Designation/Capacity
██████████	██████	

Details of Company

Name of Company/Firm

Unique Entity Number (UEN) of Company/Firm

[Click here for more information on UEN](#)

Company Address

Postal Code	Block/House Number	Street Name
Floor Number	Unit Number	Contact Number

Please indicate a valid 8-digit Singapore mobile/telephone number

[Back](#) [Clear](#) [Save](#) [Next](#)

If you encounter any problems with this e-Service, please email ICA_Save_Helpdesk@ica.gov.sg with a screenshot of the error message.
Click on the buttons or links once only. Do not use the Back or Forward button on your browser as this may end your transaction.

The following page will be shown when

- Login user is **“Business Users”**
- Applicant’s Visa Type Group is **“SOCIAL”** or **“BUSINESS”**

The screenshot shows the 'Application for Visa' form on the ICA website. The form is titled 'Application for Visa' and has a progress bar with five steps: 'Applicant's Particulars', 'Applicant's Additional Information', 'Local Contact's Particulars', 'Upload Photo', and 'Confirmation'. The 'Local Contact's Particulars' step is currently active. Below the progress bar, the form is divided into three sections: 'Particulars of Local Contact', 'Details of Company', and 'Company Address'. The 'Particulars of Local Contact' section includes a dropdown menu for 'Relationship of Applicant to Local Contact' (set to 'Please Indicate'), a text field for 'Person acting on behalf of the Company/Firm Name', and fields for 'Identity Card Number' and 'Designation/Capacity'. The 'Details of Company' section includes a text field for 'Name of Company/Firm' (set to 'ABC Company') and a field for 'Unique Entity Number (UEN) of Company/Firm'. The 'Company Address' section includes fields for 'Postal Code', 'Block/House Number', 'Street Name', 'Floor Number', 'Unit Number', and 'Contact Number'. At the bottom of the form, there are four buttons: 'Back', 'Clear', 'Save', and 'Next'. Below the form, there is a small disclaimer: 'If you encounter any problems with this e-Service, please email ICA_Save_Helpdesk@ica.gov.sg with a screenshot of the error message. Click on the buttons or links once only. Do not use the Back or Forward button on your browser as this may end your transaction.'

Particulars of Local Contact

Relationship of Applicant to Local Contact
Please Indicate

Person acting on behalf of the Company/Firm
Name Identity Card Number Designation/Capacity

Details of Company

Name of Company/Firm Unique Entity Number (UEN) of Company/Firm
ABC Company

Company Address

Postal Code Block/House Number Street Name
Floor Number Unit Number Contact Number

Back Clear Save Next

If you encounter any problems with this e-Service, please email ICA_Save_Helpdesk@ica.gov.sg with a screenshot of the error message.
Click on the buttons or links once only. Do not use the Back or Forward button on your browser as this may end your transaction.

Note: For “Individual Users”, 2nd applicant onwards

- There will be a message displayed below Particulars of Local Contact
- All fields except “Relationship of Applicant to Local Contact” will be auto populated
- There is no [\[Retrieve Myinfo with Singpass\]](#)
- There is no [\[Clear\]](#)

Particulars of Local Contact

To change Local Contact's particulars, please amend from Main Applicant's Local Contact page.

Relationship of Applicant to Local Contact

If the Local Contact has registered with Myinfo, clicking [\[Retrieve Myinfo with Singpass\]](#) retrieves the following information from Myinfo and populates the respective fields:

- Local Contact's address
- Local Contact's contact number

[Clear Myinfo](#)

[Retrieve Myinfo with singpass](#)

Clicking [\[Clear Myinfo\]](#) will clear the fields that is populated.

To save this page of current Visa application,

- Click on [\[Save\]](#)
- A confirmation message “The application has been saved” will be displayed

To proceed to next page,

- Enter the mandatory fields
- Click on [\[Next\]](#)

To clear the values entered for the current Local Contact details,

- Click on the [\[Clear\]](#)
- Fields which have been filled will be cleared

To return to previous page,

- Click on **[Back]**
- A popup message will be displayed
 - Click **[OK]** to save the changes and redirect back to previous page
 - Click **[Cancel]** to discard the changes and redirect back to previous page

Important

Do you want to save your changes?
Click OK to save the changes or Cancel to discard your changes.

Cancel

OK

2.1.7. Upload Applicant Photo

A Singapore Government Agency Website

ICA
Securing Our Borders,
Safeguarding Our Home

ICA Website Logout

Application for Visa

Applicant's Particulars Applicant's Additional Information Local Contact's Particulars Upload Photo Confirmation

Upload Photo

Your file

Browse

Back

Examples of Photo image that meets and does not meet our requirement
(please refer to [Digital Photo Image Guidelines](#) for more examples)

*Must show full face with upper shoulder visible

*Must be taken against a white background

*Must be forward facing

If you encounter any problems with this e-Service, please email ICA_Save_Helpdesk@ica.gov.sg with a screenshot of the error message.

Click on the buttons or links once only. Do not use the Back or Forward button on your browser as this may end your transaction.

ICA
Immigration & Checkpoints Authority

Contact Us Feedback FAQs Reach.gov.sg

Report Vulnerability Privacy Statement Terms of Use

© 2023, Government of Singapore.
Last updated on 26 February 2023.

This website is optimised for Edge, Firefox, Chrome, Safari.

To upload applicant photo,

- Click on **[Browse]**
- Click on **[Next]** once the photo preview is displayed

To return to previous page,

- Click on **[Back]**
- Local Contact's particulars page is displayed

2.1.8. Application Preview

The following page will be displayed if

- Login user is **“Individual Users”**
- Applicant’s Visa Type Group is **“SOCIAL”**

Particulars of Main Applicant


Name	Date of Birth	
YI HENG	01/01/2000	
Sex	Relationship to Main Applicant	Country/Place of Birth
MALE	MAIN APPLICANT	CHINA
State/Province of Birth	Nationality/Citizenship	PRC ID Number
JIANGXI	CHINESE	[REDACTED]
Machine Readable Zone ID	Religion	Race
[REDACTED]	BUDDHISM	CHINESE
Marital Status	Nationality/Citizenship of Spouse	
MARRIED	CHINESE	

Travel Document

Type	Country/Place of Issue	Place of Issue
INTERNATIONAL PASSPORT	CHINA	JIANGXI
Travel Document Number	Issue Date	Expiry Date
[REDACTED]	01 Feb 2023	01 Feb 2030

Address in Country/Place of Origin/Residence


Country/Place of Origin/Residence	Address
CHINA	CHINA

 Prince/State of Origin/Residence
NINGXI

Additional Information of Applicant

Contact Information

Applicant's Email Address	Applicant's Contact Number
[REDACTED]	857893

 **Occupation & Education Information**

Occupation	Highest Academic / Professional Qualifications Attained	Annual Income (Singapore Dollars - in numbers only)
BUSINESSMAN	SECONDARY	1234

Information of Visit

Expected Date of Arrival	Type of Visa	How long does the applicant intend to stay in Singapore?
Feb 2023	DOUBLE JOURNEY	LESS THAN 30 DAYS

If the applicant intends to stay in Singapore for more than 30 days, please state the reason for his or her intended length of stay and the duration

NOT APPLICABLE

Purpose of visit

Purpose of visit	Choose a purpose
BUSINESS	ATTENDING BUSINESS EXHIBITION / CONFERENCE

Local Contact's Email Address	Applicant's Country/Place of embarkation before arriving Singapore
[REDACTED]	CHINA

Address in Singapore

Where will applicant be staying in Singapore? Postal Code Block/House Number

EL

Street Name Floor Number Unit Number

Contact Number

Has the applicant resided in other countries/places, other than the country/place of origin, for one year or more during the last 5 years?
NO

Antecedent of Applicant

Has the applicant ever been refused entry into or deported from any country/place, including Singapore? NO

Has the applicant ever been convicted in a court of law in any country/place, including Singapore? NO

Has the applicant ever been prohibited from entering Singapore? NO

Has the applicant ever entered Singapore using a different passport or name? NO

Particulars of Local Contact

Applicant's Country/Place of embarkation before arriving Singapore Relationship of Applicant to Local Contact

CHINA BUSINESS ASSOCIATE

Person acting on behalf of the Company/Firm

Name Identity Card Number Designation/Capacity

MANAGER

Details of Company

Name of Company/Firm Unique Entity Number (UEN) of Company/Firm

ABC

Company Address

Postal Code Block/House Number Street Name


123456 123 STREET ONE






Floor Number Unit Number Contact Number

12 34 91234567

Back Amend List of Drafts Save this Page Proceed


If you encounter any problems with this e-Service, please email ICA_Save_Helpdesk@ica.gov.sg with a screenshot of the error message.
Click on the buttons or links once only. Do not use the Back or Forward button on your browser as this may end your transaction.

 **ICA**
Immigration & Checkpoints Authority

[Contact Us](#) [Feedback](#) [FAQs](#) [Reach.gov.sg](#)     

[Report Vulnerability](#) [Privacy Statement](#) [Terms of Use](#)


© 2023, Government of Singapore.
Last updated on 26 February 2023.

 This website is optimised for Edge, Firefox, Chrome, Safari.

The following page will be displayed if

- Login user is **“Individual Users”**
 - Applicant’s Visa Type Group is **“BUSINESS”**
- OR
- Login user is **“Business Users”**
 - Applicant’s Visa Type Group is **“SOCIAL”** or **“BUSINESS”**




A Singapore Government Agency Website



ICA Website

Application for Visa

[Applicant's Particulars](#)
 [Applicant's Additional Information](#)
 [Local Contact's Particulars](#)
 [Upload Photo](#)
 [Confirmation](#)






Particulars of Main Applicant

Name	Date of Birth	
SHI LING	01/01/2000	
Sex	Relationship to Main Applicant	Country/Place of Birth
MALE	MAIN APPLICANT	CHINA
State/Province of Birth	Nationality/Citizenship	PRC ID Number
JIANGXI	CHINESE	[REDACTED]
Machine Readable Zone ID	Religion	Race
[REDACTED]	BUDDHISM	CHINESE
Marital Status	Nationality/Citizenship of Spouse	
MARRIED	CHINESE	
Travel Document		
Type	Country/Place of Issue	Place of Issue
INTERNATIONAL PASSPORT	CHINA	JIANGXI
Travel Document Number	Issue Date	Expiry Date
[REDACTED]	01 Feb 2023	01 Feb 2028

Address in Country/Place of Origin/Residence

Country/Place of Origin/Residence	Address
CHINA	CHINA


 **Province/State of Origin/Residence**

JIANGXI

Additional Information of Applicant

Contact Information

Applicant's Email Address	Applicant's Contact Number
[REDACTED]	123456

 **Occupation & Education Information**


Occupation	Highest Academic / Professional Qualifications Attained	Annual Income (Singapore Dollars - in numbers only)
BUSINESSMAN	DIPLOMA	1234

Information of Visit

Expected Date of Arrival	Type of Visa	How long does the applicant intend to stay in Singapore?
20 Feb 2023	DOUBLE JOURNEY	LESS THAN 30 DAYS

If the applicant intends to stay in Singapore for more than 30 days, please state the reason for his or her intended length of stay and the duration

NOT APPLICABLE

 **Purpose of visit**

Choose a purpose
SOCIAL VISIT (FREE-AND-EASY TOUR)


Local Contact's Email Address

[REDACTED]

Applicant's Country/Place of embarkation before arriving Singapore

CHINA

Address in Singapore


 **Where will applicant be staying in Singapore?**

HOTEL

Postal Code	Block/House Number	
Street Name	Floor Number	Unit Number

Contact Number

[REDACTED]


 **Has the applicant resided in other countries/places, other than the country/place of origin, for one year or more during the last 5 years?**

NO

Antecedent of Applicant

Has the applicant ever been refused entry into or deported from any country/place, including Singapore?


Has the applicant ever been convicted in a court of law in any country/place, including Singapore?

 Has the applicant ever been prohibited from entering Singapore?

Has the applicant ever entered Singapore using a different passport or name?

Particulars of Local Contact


Applicant's Country/Place of embarkation before arriving Singapore: CHINA
Relationship of Applicant to Local Contact: BUSINESS ASSOCIATE

 Person acting on behalf of the Company/Firm


Name	Identity Card Number	Designation/Capacity
[REDACTED]	[REDACTED]	MANAGER

Details of Company

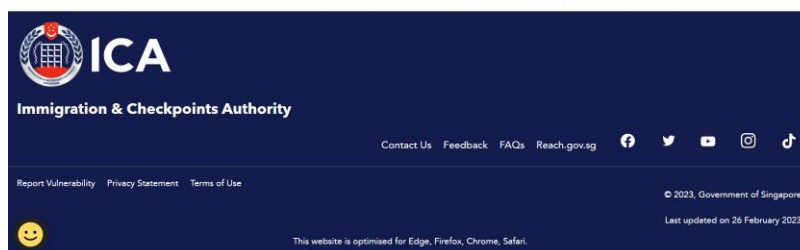
Name of Company/Firm: ABC COMPANY
Unique Entity Number (UEN) of Company/Firm: [REDACTED]

 **Company Address**

Postal Code	Block/House Number	Street Name
117438	10	PASIR PANJANG ROAD
Floor Number	Unit Number	Contact Number
10	01	91234567

 [Back](#) [Amend](#) [List of Drafts](#) [Save this Page](#) [Proceed](#)

If you encounter any problems with this e-Service, please email ICA_Save_Helpdesk@ica.gov.sg with a screenshot of the error message.
Click on the buttons or links once only. Do not use the Back or Forward button on your browser as this may end your transaction.



To submit the Family Visa application,

- Click on **[Proceed]** to confirm the application
- List of Family Applicants draft page will be displayed

To amend the Family Visa application,

- Click on **[Amend]**
- Form 14A Particulars of Applicant page will be displayed

To return to main page,

- Click on **[List of Drafts]**
- List of Draft page will be displayed

To return to previous page,

- Click on [\[Back\]](#)
- Upload Applicant Photo page will be displayed

To print/download a copy of Form 14A,

- Click on [\[Save this Page\]](#)
- Upload Applicant Photo page will be displayed

2.1.9. Submit Family Visa Application

To submit the Family Visa application,

- There must be at least one other applicant besides the Main Applicant
- Select the checkbox to declare that user have read and agreed to the declaration
- Click on **[Submit Application]** to confirm the application
- MyCard Payment Summary page will be displayed

Note: Business Users do not have MyCard Payment Summary page and users will be redirected to Payment for Application page (Refer to 2.1.11).

A Singapore Government Agency Website

ICA
Securing Our Borders,
Safeguarding Our Home

ICA Website [Logout](#)

Application for Family Visa

Important Notes

- A maximum of up to 10 applicants can be saved as draft at any one time. To delete or edit a draft applicant, please click on the name of the applicant in the list below.
- The drafts will be deleted automatically after 14 days from the last date they were saved.
- Information retrieved from Myinfo will not be saved in the drafts.

List of Family Applicants

S/No	Name of Applicant	Sex	Date of Birth	Travel Document Number	Relationship	Photo Uploaded	Delete
1	DANIEL TAN	M	01/01/2000	██████	MAIN APPLICANT	✓	
2	ANNA LEE	F	01/01/2000	██████	SPOUSE	✓	
3	MARY TAN	F	01/01/2018	██████	CHILD	✓	

Declaration

I declare that all information submitted in this application is true, accurate and complete to the best of my knowledge and belief.

I understand that, if I have concealed relevant information or provided false, inaccurate or misleading information, I may be prosecuted and any facilities, rights or privileges granted under this application may be withdrawn.

I understand that that if there is any discrepancy in the information declared, a resubmission with a new processing fee of \$30/- per applicant is required.

I understand that the grant of a visa does not exempt the holder from compliance, registration or application for the relevant pass, permit, license, as the case may be, to carry out the proposed activity(ies) declared in the visa application, as required under Singapore's laws.

I have read and agreed to the declaration

[Back](#) [Delete Application](#) [Submit Application](#) [Create New Applicant](#)

If you encounter any problems with this e-Service, please email ICA_Save_Helpdesk@ica.gov.sg with a screenshot of the error message.

Click on the buttons or links once only. Do not use the Back or Forward button on your browser as this may end your transaction.

ICA
Immigration & Checkpoints Authority

Contact Us Feedback FAQs Reach.gov.sg

Report Vulnerability Privacy Statement Terms of Use

© 2023, Government of Singapore.
Last updated on 26 February 2023.

This website is optimised for Edge, Firefox, Chrome, Safari.

2.1.10.MyCart Payment Summary

A Singapore Government Agency Website

ICA
Securing Our Borders,
Empowering Our Home

MyICA Home Search ICA Website SEARCH MyICA

MyCart Payment Summary

<input checked="" type="checkbox"/>	Application Details	Unit Price(\$S)	Quantity	Amount(\$S)
<input checked="" type="checkbox"/>	Family Visa Application for DANIEL TAN, 20000101, CHINESE	30.00	1	90.00
	Family Visa Application for ANNA LEE, 20000101, CHINESE	30.00	1	
	Family Visa Application for MARY TAN, 20180101, CHINESE	30.00	1	
Total Payable Amount(\$S) :				90.00

Make Another Application Delete Selected Cart Item(s) Proceed To Payment

ICA
Immigration & Checkpoints Authority

Contact Us Feedback FAQs Reach.gov.sg

Report Vulnerability Privacy Statement Terms of Use Sitemap

© 2023, Government of Singapore. Last updated on 28 February 2023.

This website is optimised for Edge, Firefox, Chrome, Safari.

- To submit another application, click on **[Make Another Application]**
- To delete item from cart, click on **[Delete Selected Cart Item(s)]**
- To proceed to payment, click on **[Proceed To Payment]**

2.1.11.Payment for Application

Individual Users:

A Singapore Government Agency Website

ICA
Securing Our Borders,
Empowering Our Home

ICA Website

Payment Selection

Attention:
IF YOU ARE USING A POP-UP BLOCKER, please add "https://eservices.ica.gov.sg" to your list of allowed sites in the pop-up blocker settings. Otherwise, the relevant transaction pages may not be displayed, or your transaction request may not be completed. Click [here](#) for a guide on how to do so.

You are now on a secure site.

Total Amount Payable : S\$ 90.00

Please proceed to payment by clicking on the logo of your payment mode.

Payment Mode	Description
	For American Express cards
	For customers with Internet Banking account from DBS/POSB, OCBC / Plus, Standard Chartered or UOB
	For Visa/MasterCard Credit Cards
	For Paynow via QR Code

[Cancel Transaction](#)

Important Notes:
Please make sure that all other opened browsers are closed before proceeding to make payment.
DO NOT close this browser while payment is in process. You may close this browser only after you receive the Official Receipt and an acknowledgement from the e-Service for successful payment.
DO NOT click on the browser buttons (example: Back, Reload/Refresh or Stop) while payment is in progress.
For **eNETS Debit**, please include "www.enets.sg", "dbx2ipay.dbs.com" (for DBS/POSB Account holders), "www.ocbc.com" (for OCBC Account Holders) and "www.plus.com.sg" (for Plus Account Holders), "unibusiness1.uobgroup.com" (for UOB Account holders) and "https://bank.standardchartered.com.sg" (for SCB Account Holders) to your list of allowed sites in the pop-up blocker settings as well.

Click on the buttons or links once only. Do not use the Back or Forward button on your browser as this may end your transaction.

ICA
Immigration & Checkpoints Authority

Contact Us Feedback FAQs Reach.gov.sg

Report Vulnerability Privacy Statement Terms of Use Sitemap


© 2023, Government of Singapore.
Last updated on 22 February 2023.

This website is optimised for Edge, Firefox, Chrome, Safari.

- Click on respective payment icon to proceed with payment
- To cancel the transaction, click on [\[Cancel Transaction\]](#)

Business Users:


A Singapore Government Agency Website

 ICA
Securing Our Borders,
Safeguarding Our Home

ICA Website


Payment Selection

Attention:
IF YOU ARE USING A POP-UP BLOCKER, please add "https://eservices.ica.gov.sg" to your list of allowed sites in the pop-up blocker settings. Otherwise, the relevant transaction pages may not be displayed, or your transaction request may not be completed. Click [here](#) for a guide on how to do so.

 You are now on a secure site.

Total Amount Payable : \$5 90.00


Please proceed to payment by clicking on the logo of your payment mode.






Payment Mode	Description
 Credit/Debit Card	For Visa/MasterCard Credit Cards via eNETS

[Cancel Transaction](#)

Important Notes:
Please make sure that all other opened browsers are closed before proceeding to make payment.
DO NOT close this browser while payment is in process. You may close this browser only after you receive the Official Receipt and an acknowledgement from the e-Service for successful payment.
DO NOT click on the browser buttons (example: Back, Reload/Refresh or Stop) while payment is in progress.
For **eNETS Debit**, please include "www.enets.sg", "dbsd2pay.dbs.com" (for DBS/POSB Account holders), "www.ocbc.com" (for OCBC Account Holders) and "www.plus.com.sg" (for Plus! Account Holders), "uniservices1.uobgroup.com" (for UOB Account holders) and "https://bank.standardchartered.com.sg" (for SCB Account Holders) to your list of allowed sites in the pop-up blocker settings as well.

Click on the buttons or links once only. Do not use the Back or Forward button on your browser as this may end your transaction.

 ICA
Immigration & Checkpoints Authority

Contact Us Feedback FAQs Reach.gov.sg     

Report Vulnerability Privacy Statement Terms of Use Sitemap

© 2023, Government of Singapore.
Last updated on 22 February 2023.

This website is optimised for Edge, Firefox, Chrome, Safari.

- Click on payment icon to proceed with payment
- To cancel the transaction, click on [\[Cancel Transaction\]](#)

2.1.12. Print Acknowledgement for Family Visa Application

Upon successful application and payment of Family Visa, the acknowledgement page will be displayed.

A Singapore Government Agency Website

ICA
Immigration & Checkpoints Authority
Securing Our Borders, Safeguarding Our Home

MyICA Home Search ICA Website SEARCH MyICA

Acknowledgement

Your transaction for the following application(s) has been **successfully** submitted on 2023-03-01 11:35:59 AM

Your Family Visa Application reference number is [REDACTED]

Your Visa Application reference number for DANIEL TAN (CHINESE, [REDACTED]) is [REDACTED]

Your Visa Application reference number for ANNA LEE (CHINESE, [REDACTED]) is [REDACTED]

Your Visa Application reference number for MARY TAN (CHINESE, [REDACTED]) is [REDACTED]

The processing time is within 3 working days (excluding the day of submission). However, some applications may take a longer time to process. The grant of a visa does not exempt the holder from compliance, registration or application for the relevant pass, permit or license, as the case may be, to carry out the proposed activity(ies) declared in the visa application, as required under Singapore's laws.

You can enquire on your application status and save Form 14A under [Enquire Application Status](#).

Please save this screen for reference and take note of all application reference number(s). You can view the status of your application(s) on MyICA Home.

[Go To MyICA Home](#) [Save To PDF](#)

ICA
Immigration & Checkpoints Authority

Contact Us Feedback FAQs Reach.gov.sg

Report Vulnerability Privacy Statement Terms of Use Sitemap

© 2023, Government of Singapore.
Last updated on 28 February 2023.

This website is optimised for Edge, Firefox, Chrome, Safari.

- To save the acknowledgement page, click on [\[Save To PDF\]](#). You will need the Visa reference number for future references or for application enquiry
- To return to MyICA home page, click on [\[Go To MyICA Home\]](#)
- To enquire the status of the application, click on [\[Enquire Application Status\]](#) hyperlink

2.2. Public – Family Visa Application Status Enquiry

This function allows Public users to enquire on the Family Visa application submitted and print Form 14A using the application reference number and applicant's travel document number.

For Visa application enquiry,

- Go to SAVE website <https://eservices.ica.gov.sg/esvclandingpage/save>
- Click on **[Enquire Application Status]** to check the status of the Visa application

The Visa application enquiry page will be displayed.

The screenshot displays the 'Enquire for Application of Visa' page on the ICA website. The page features a progress bar at the top with two steps: 'Application Details' (active) and 'Enquiry Results'. Below the progress bar, there are two input fields: 'Individual/Family Visa Reference Number' and 'Applicant's Travel Document Number'. A reCAPTCHA 'I'm not a robot' checkbox is located below the input fields. At the bottom of the form, there are three buttons: 'Back', 'Clear', and 'Next'. The footer of the page includes the ICA logo, 'Immigration & Checkpoints Authority', and various links such as 'Contact Us', 'Feedback', 'FAQs', and 'Reach.gov.sg'. The footer also contains copyright information: '© 2023, Government of Singapore. Last updated on 26 February 2023.' and a note: 'This website is optimised for Edge, Firefox, Chrome, Safari.'

To enquire on **Approved, Pending, Withdrawn, Request for Documents, Documents Submitted or Rejected** Family Visa application,

- Enter Visa application reference number
- Enter Visa applicant's travel document number
- Click on **[Next]**
- Upon successful enquiry, the result page will be displayed. Note that the result page will differ, depending on the application/appeal status and enquiry inputs.

To clear the values, click on **[Clear]**

To return to previous page, click on **[Back]**

2.2.1. Status of Visa Application

If the Family Visa application is **Approved** with e-Visa, the enquiry result page is as follows:

A Singapore Government Agency Website

ICA
Securing Our Borders, Safeguarding Our Home

ICA Website

Enquire for Application of Family Visa

Application Details Enquiry Results

Family Visa Application has been processed.

Summary of Family Application Details

S/No	Visa Reference Number	Name of Applicant	Travel Document Type and Number	Sex	Date of Birth	Nationality	Status	Print
1	VSC [REDACTED]	FAM HZONEMN	INTERNATIONAL PASSPORT / [REDACTED]	MALE	01/01/1990	CHINESE	Approved	E-Visa
2	VSC [REDACTED]	FAM HZONESP	INTERNATIONAL PASSPORT / [REDACTED]	FEMALE	02/02/1992	CHINESE	Approved	E-Visa
3	VSC [REDACTED]	FAM HZONECH	INTERNATIONAL PASSPORT / [REDACTED]	MALE	01/01/2010	CHINESE	Approved	E-Visa

Name of Local Contact: [REDACTED] Submitted on: 27 Feb 2023 15:08:15

[Back](#) [Print Notification Slip](#)

If you encounter any problems with this e-Service, please email ICA_Save_Helpdesk@ica.gov.sg with a screenshot of the error message.
Click on the buttons or links once only. Do not use the Back or Forward button on your browser as this may end your transaction.

ICA
Immigration & Checkpoints Authority

Contact Us Feedback FAQs Reach.gov.sg [f](#) [t](#) [v](#) [i](#) [d](#)

[Report Vulnerability](#) [Privacy Statement](#) [Terms of Use](#)

© 2023, Government of Singapore.
Last updated on 26 February 2023.

This website is optimised for Edge, Firefox, Chrome, Safari.

- To look at applicant details individually, click on hyperlink of Visa Reference Number
- To go back previous page, click on [\[Back\]](#)
- To download/print the e-Visa, click on E-Visa hyperlink
- To print notification slip, click on [\[Print Notification Slip\]](#)

The format of the e-Visa will appear as shown below:



The image shows a specimen of an e-Visa for the Republic of Singapore. It features the ICA logo with the tagline "Securing Our Borders, Safeguarding Our Home" and a red and blue geometric graphic. The title "e-Visa for Republic of Singapore" is prominently displayed. Below this, a notice states: "You are required to present this e-Visa to the airline and relevant Authorities at the airport, if requested." A list of personal and visa details follows, with some fields redacted with black boxes. A large, diagonal "SPECIMEN" watermark is overlaid across the center. Below the details, there is a barcode and a note: "You must obtain a new e-Visa if you intend to travel to Singapore with a different travel document from the one stated above. For more details, please refer to our FAQs at <https://eservices.ica.gov.sg>. Please verify the information contained in this e-Visa using the 'Status Enquiry' function in SAVE at <https://eservices.ica.gov.sg/esvclandingpage/save>." At the bottom, an "IMPORTANT NOTE" section contains four bullet points regarding the issuance, entry requirements, notification of entry, and the submission of arrival information.

ICA
Securing Our Borders,
Safeguarding Our Home

e-Visa for Republic of Singapore

You are required to present this e-Visa to the airline and relevant Authorities at the airport, if requested.

e-Visa Number: [REDACTED]
Name: [REDACTED]
Date of Birth: 01/01/2000
Sex: MALE
Nationality/Citizenship: CHINESE
Travel Document Number: [REDACTED]
Visa issue date: 11-SEP-2019
Visa valid till: 10-SEP-2029
Type of Visa: MULTIPLE JOURNEY
Remarks: NOT VALID FOR EMPLOYMENT
Visa Issuing Authority: SGP HON. CONSULATE IN FRANKFURT, GERMANY

SPECIMEN

You must obtain a new e-Visa if you intend to travel to Singapore with a different travel document from the one stated above. For more details, please refer to our FAQs at <https://eservices.ica.gov.sg>. Please verify the information contained in this e-Visa using the "Status Enquiry" function in SAVE at <https://eservices.ica.gov.sg/esvclandingpage/save>.

IMPORTANT NOTE

- This e-Visa is issued to you based on the information provided in the application [REDACTED] for which you have truthfully declared to be so or for which you had consented for a proxy to submit on your behalf and are fully aware of the information so provided by your authorised proxy.
- Possession of a valid visa alone does not guarantee entry into Singapore. You must also meet the entry requirements as stated at https://www.ica.gov.sg/enteringanddeparting/entry_requirements.
- The grant of an immigration pass to you will be determined by the Immigration & Checkpoints Authority (ICA) officers at the point of entry. From 11 March 2022, all foreign visitors arriving in Singapore will be notified digitally of their Visit Pass (e-Pass) through email. There will not be any endorsement on their passports. The e-Pass notification will indicate the period of stay granted and last day of stay allowed. Please ensure that they provide a valid email address when submitting the SG Arrival Card.
- Travellers **must** submit their arrival information, including their health declaration, using the SG Arrival Card e-Service (<https://eservices.ica.gov.sg/sparrivalcard>), up to three (3) days before their entry into Singapore.

After clicking on hyperlink of Visa Reference Number, it will display summary of applicant details.

A Singapore Government Agency Website

ICA
Securing Our Borders,
Simplifying Our Home

ICA Website

Enquire for Application of Visa

Application Details Enquiry Results

Visa Application is Approved.

Summary of Application Details

Individual/Family Visa Reference Number	Name of Applicant
[REDACTED]	FAM HZONEMN
Travel Document Type and Number	Sex
INTERNATIONAL PASSPORT / [REDACTED]	MALE
Date of Birth	Nationality/Citizenship
1/1990	CHINESE
Name of Local Contact	Submitted on
[REDACTED]	27 Feb 2023 15:08:15

We are pleased to inform you that a DOUBLE JOURNEY visa valid for 9 weeks from the date of approval for a short stay per entry is approved.

Back Print e-Visa Print Notification Slip

If you encounter any problems with this e-Service, please email ICA_Save_Helpdesk@ica.gov.sg with a screenshot of the error message.
Click on the buttons or links once only. Do not use the Back or Forward button on your browser as this may end your transaction.

ICA
Immigration & Checkpoints Authority

Contact Us Feedback FAQs Reach.gov.sg

Report Vulnerability Privacy Statement Terms of Use

© 2023, Government of Singapore.
Last updated on 26 February 2023.

This website is optimised for Edge, Firefox, Chrome, Safari.

- To go back previous page, click on [\[Back\]](#)
- To download/print the e-Visa, click on [\[Print e-Visa\]](#)
- To print notification slip, click on [\[Print Notification Slip\]](#)

If the Family Visa application is **Pending**, the enquiry result page is as follows:

A Singapore Government Agency Website

ICA
Securing Our Borders,
Safeguarding Our Home

ICA Website Logout

Enquire for Application of Family Visa

Application Details Enquiry Results

Family Visa Application is pending.

Summary of Family Application Details

S/No	Visa Reference Number	Name of Applicant	Travel Document Type and Number	Sex	Date of Birth	Nationality	Status	Print
1	VSC [REDACTED]	DANIEL TAN	INTERNATIONAL PASSPORT / [REDACTED]	MALE	01/01/2000	CHINESE	Pending	Form 14A
2	VSC [REDACTED]	ANNA LEE	INTERNATIONAL PASSPORT / [REDACTED]	FEMALE	01/01/2000	CHINESE	Pending	Form 14A
3	VSC [REDACTED]	MARY TAN	INTERNATIONAL PASSPORT / [REDACTED]	FEMALE	01/01/2018	CHINESE	Pending	Form 14A

Name of Local Contact Submitted on
[REDACTED] 01 Mar 2023 11:35:23

Back Print Notification Slip

If you encounter any problems with this e-Service, please email ICA_Save_Helpdesk@ica.gov.sg with a screenshot of the error message.
Click on the buttons or links once only. Do not use the Back or Forward button on your browser as this may end your transaction.

ICA
Immigration & Checkpoints Authority

Contact Us Feedback FAQs Reach.gov.sg

Report Vulnerability Privacy Statement Terms of Use

© 2023, Government of Singapore.
Last updated on 26 February 2023.

This website is optimised for Edge, Firefox, Chrome, Safari.

- To go back previous page, click on **[Back]**
- To print notification slip, click on **[Print Notification Slip]**
- To print Form 14A, click on Form 14A hyperlink. Refer to section 2.2.2.

If the Family Visa application is **Withdrawn**, the enquiry result page is as follows:

A Singapore Government Agency Website

ICA
Securing Our Borders,
Safeguarding Our Home

ICA Website

Enquire for Application of Family Visa

Application Details Enquiry Results

Family Visa Application has been processed.

Summary of Family Application Details

S/No	Visa Reference Number	Name of Applicant	Travel Document Type and Number	Sex	Date of Birth	Nationality	Status	Print
1	VSC [REDACTED]	FAM HZTWOCH	INTERNATIONAL PASSPORT / [REDACTED]	FEMALE	01/01/2011	CHINESE	Withdrawn	Form 14A
2	VSC [REDACTED]	FAM HZTWOMN	INTERNATIONAL PASSPORT / [REDACTED]	MALE	01/01/1991	CHINESE	Withdrawn	Form 14A
3	VSC [REDACTED]	FAM HZTWOSP	INTERNATIONAL PASSPORT / [REDACTED]	FEMALE	02/02/1992	CHINESE	Withdrawn	Form 14A

Name of Local Contact: [REDACTED] Submitted on: 27 Feb 2023 15:33:03

[Back](#) [Print Notification Slip](#)

If you encounter any problems with this e-Service, please email ICA_Save_Helpdesk@ica.gov.sg with a screenshot of the error message.
Click on the buttons or links once only. Do not use the Back or Forward button on your browser as this may end your transaction.

ICA
Immigration & Checkpoints Authority

Contact Us Feedback FAQs Reach.gov.sg

Report Vulnerability Privacy Statement Terms of Use

© 2023, Government of Singapore.
Last updated on 26 February 2023.

This website is optimised for Edge, Firefox, Chrome, Safari.

- To look at applicant details individually, click on hyperlink of Visa Reference Number
- To go back previous page, click on [\[Back\]](#)
- To print notification slip, click on [\[Print Notification Slip\]](#)
- To print Form 14A, click on Form 14A hyperlink. Refer to section 2.2.2.

If ICA has **requested for documents** for the Family Visa application, the enquiry result page is as follow:

A Singapore Government Agency Website

ICA
Securing Our Borders,
Safeguarding Our Home

ICA Website

Enquire for Application of Family Visa

Application Details Enquiry Results

Family Visa Application is pending.

Summary of Family Application Details

S/No	Visa Reference Number	Name of Applicant	Travel Document Type and Number	Sex	Date of Birth	Nationality	Status	Print
1	VSC [REDACTED]	FAM HZTHREEMN	INTERNATIONAL PASSPORT / [REDACTED]	MALE	01/01/1991	INDIAN	Pending	Form 14A
2	VSC [REDACTED]	FAM HZTHREESP	INTERNATIONAL PASSPORT / [REDACTED]	FEMALE	02/02/1992	INDIAN	Pending	Form 14A
3	VSC [REDACTED]	FAM HZTHREECH	INTERNATIONAL PASSPORT / [REDACTED]	FEMALE	01/01/2010	INDIAN	Pending	Form 14A

Name of Local Contact: [REDACTED] Submitted on: 27 Feb 2023 15:53:54

[Back](#) [Print Notification Slip](#)

If you encounter any problems with this e-Service, please email ICA_Save_Helpdesk@ica.gov.sg with a screenshot of the error message.
Click on the buttons or links once only. Do not use the Back or Forward button on your browser as this may end your transaction.

ICA
Immigration & Checkpoints Authority

Contact Us Feedback FAQs Reach.gov.sg

[Report Vulnerability](#) [Privacy Statement](#) [Terms of Use](#)

© 2023, Government of Singapore.
Last updated on 26 February 2023.

This website is optimised for Edge, Firefox, Chrome, Safari.

- To look at applicant details individually, click on hyperlink of Visa Reference Number
- To go back previous page, click on [\[Back\]](#)
- To print notification slip, click on [\[Print Notification Slip\]](#)
- To print Form 14A, click on Form 14A hyperlink. Refer to section 2.2.2.

ICA has **received the documents requested** for the Family Visa application, the enquiry result page is as follows:

A Singapore Government Agency Website

ICA
Securing Our Borders,
Safeguarding Our Home

ICA Website

Enquire for Application of Family Visa

Application Details Enquiry Results

Family Visa Application is pending.

Summary of Family Application Details

S/No	Visa Reference Number	Name of Applicant	Travel Document Type and Number	Sex	Date of Birth	Nationality	Status	Print
1	VSC [REDACTED]	FAM HZFOURMN	INTERNATIONAL PASSPORT / [REDACTED]	MALE	01/01/1991	INDIAN	Pending	Form 14A
2	VSC [REDACTED]	FAM HZFOURCH	INTERNATIONAL PASSPORT / [REDACTED]	FEMALE	01/01/2012	INDIAN	Pending	Form 14A
3	VSC [REDACTED]	FAM HZFOURSP	INTERNATIONAL PASSPORT / [REDACTED]	FEMALE	02/02/1992	INDIAN	Pending	Form 14A

Name of Local Contact: [REDACTED] Submitted on: 27 Feb 2023 16:08:43

[Back](#) [Print Notification Slip](#)

If you encounter any problems with this e-Service, please email ICA_Save_Helpdesk@ica.gov.sg with a screenshot of the error message.
Click on the buttons or links once only. Do not use the Back or Forward button on your browser as this may end your transaction.

ICA
Immigration & Checkpoints Authority

Contact Us Feedback FAQs Reach.gov.sg

Report Vulnerability Privacy Statement Terms of Use

© 2023, Government of Singapore.
Last updated on 26 February 2023.

This website is optimised for Edge, Firefox, Chrome, Safari.

- To look at applicant details individually, click on hyperlink of Visa Reference Number
- To go back previous page, click on [\[Back\]](#)
- To print notification slip, click on [\[Print Notification Slip\]](#)
- To print Form 14A, click on Form 14A hyperlink. Refer to section 2.2.2.

If the Family Visa application is **Rejected**, the enquiry result page is as follows:

A Singapore Government Agency Website

ICA
Securing Our Borders,
Safeguarding Our Home

ICA Website

Enquire for Application of Family Visa

Application Details Enquiry Results

Family Visa Application has been processed.

Summary of Family Application Details

S/No	Visa Reference Number	Name of Applicant	Travel Document Type and Number	Sex	Date of Birth	Nationality	Status	Print
1	VSC [REDACTED]	FAM HZSIXMN	INTERNATIONAL PASSPORT / [REDACTED]	MALE	01/01/1991	IRANIAN	Rejected	Form 14A
2	VSC [REDACTED]	FAM HZSIXSP	INTERNATIONAL PASSPORT / [REDACTED]	FEMALE	02/02/1992	CHINESE	Rejected	Form 14A
3	VSC [REDACTED]	FAM HZSIXCH	INTERNATIONAL PASSPORT / [REDACTED]	MALE	02/02/2022	INDIAN	Rejected	Form 14A

Name of Local Contact: [REDACTED] Submitted on: 27 Feb 2023 16:34:20

[Back](#) [Print Notification Slip](#)

If you encounter any problems with this e-Service, please email ICA_Save_Helpdesk@ica.gov.sg with a screenshot of the error message.
Click on the buttons or links once only. Do not use the Back or Forward button on your browser as this may end your transaction.

ICA
Immigration & Checkpoints Authority

Contact Us Feedback FAQs Reach.gov.sg

[Report Vulnerability](#) [Privacy Statement](#) [Terms of Use](#)


© 2023, Government of Singapore.
Last updated on 26 February 2023.

This website is optimised for Edge, Firefox, Chrome, Safari.

- To look at applicant details individually, click on hyperlink of Visa Reference Number
- To go back previous page, click on [\[Back\]](#)
- To print notification slip, click on [\[Print Notification Slip\]](#)
- To print Form 14A, click on Form 14A hyperlink. Refer to section 2.2.2.

2.2.2. Form 14A Printing

A Singapore Government Agency Website



ICA Website Logout

Print Form 14A | Back

Visa application reference number: [REDACTED]
Family Visa application reference number: [REDACTED]

FORM 14A
IMMIGRATION ACT 1959 [SECTION - 55(1)]

Affix a recent
Passport-sized
photograph here

Notes:
**Delete where appropriate

APPLICATION FOR ENTRY VISA

PART I - PARTICULARS OF APPLICANT

Name: DANIEL TAN
Full name as it appears in passport/travel document

Aliases:

Date of Birth: 01/01/2000 (DD/MM/YYYY) Sex: MALE

Marital Status: MARRIED
Nationality/Citizenship of Spouse: CHINESE
Spouse's Identity Card Number:

Country/Place of Birth: CHINA
State/Province of Birth: JIANGXI
Race: CHINESE
Nationality/Citizenship: CHINESE

Type: INTERNATIONAL PASSPORT
Travel Document Number: [REDACTED]
Travel Document Issue Date: 01/03/2023 (DD/MM/YYYY) Expiry Date: 01/02/2029 (DD/MM/YYYY)
Country/Place of Issue: CHINA
Place of Issue: JIANGXI

Address in Country/Place of Origin
Country/Place of Origin/Residence: CHINA
Province/State of Origin/Residence: JIANGXI
Prefecture of Origin/Residence:
County/District of Origin/Residence:
Address: CHINA

Details of Travelling Companion (Only for Applicant who is 12 years old or less at the point of application)

Relationship of Travelling Companion to Applicant:
Name of Travelling Companion: Sex:
Date of Birth: // (DD/MM/YYYY)
Nationality/Citizenship:
Travel Document Number:

- 1 -

Visa application reference number: [REDACTED]
Family Visa application reference number: [REDACTED]

PART II - OTHER DETAILS

Applicant's Email Address: [REDACTED]
Applicant's Contact Number: 8765432
Occupation: BUSINESSMAN
Highest Academic / Professional Qualifications Attained: DIPLOMA
Annual Income (Singapore Dollars - in numbers only): 1234
Religion/Denomination: BUDDHISM
Expected Date of Arrival: 03/03/2023
How long does the applicant intend to stay in Singapore? Less than 30 days
Purpose of Visit: SOCIAL VISIT (FREE-AND-EASY TOUR)

Address in Singapore
Where will applicant be staying in Singapore? HOTEL
Block/House Number: Floor Number: Unit Number:
Street Name: Postal Code:
Hotel/Building Name: Contact Number:
Has the applicant resided in other countries/places, other than the country/place of origin, for one year or more during the last 5 years? NO

- 2 -

Visa application reference number: [REDACTED]
Family Visa application reference number: [REDACTED]

PART III - ANTECEDENT OF APPLICANT

Has the applicant ever been refused entry into or deported from any country/place, including Singapore? NO
Has the applicant ever been convicted in a court of law in any country/place, including Singapore? NO
Has the applicant ever been prohibited from entering Singapore? NO
Has the applicant ever entered Singapore using a different passport or name? NO

PART IV - DECLARATION BY APPLICANT

I declare that all information submitted in this application is true, accurate and complete to the best of my knowledge and belief.
I understand that, if I have concealed relevant information or provided false, inaccurate or misleading information, I may be prosecuted and any facilities, rights or privileges granted under this application may be withdrawn.
I undertake not to misuse controlled drugs or to take part in any political or other activities during my stay in Singapore which would make me an undesirable or prohibited immigrant under the Immigration Act 1959.
I undertake to comply with the provisions of the Immigration Act 1959 and any regulations made thereunder or any statutory modification or re-enactment thereof for the time being in force in Singapore.
I undertake not to involve in any criminal offences in Singapore.
I undertake not to indulge in any activities which are inconsistent with the purpose for which the immigration passes have been issued.
I further undertake not to be engaged in any form of employment, business or occupation whilst in Singapore without a valid work pass issued under the Employment of Foreign Manpower Act 1990.
I am aware that overstaying or working illegally in Singapore is a serious offence and on conviction, the penalties may include mandatory imprisonment and caning.
I understand that if the Controller of Immigration is satisfied that I or any member of my family breaches this undertaking or becomes an undesirable or prohibited immigrant, he will cancel my immigration pass and the passes of the members of my family, and we may be required to leave Singapore within 24 hours of such cancellation.
I understand that this application for and possession of a visa does not guarantee entry into Singapore and permission to enter is entirely discretionary at the point of entry.
I give my consent for your department to obtain and verify information from or with any source as you deem appropriate for the assessment of my application for immigration facilities.

Date Signature of Applicant

- 3 -

Controller of Immigration
Singapore

Name of Local Contact: [REDACTED]
Address:
Telephone No.: 91234567
Date: 01/03/2023

Dear Sir

LETTER OF INTRODUCTION FOR VISA APPLICATION

The applicant for the visa, DANIEL TAN (name of applicant), of CHINA (country/place), holder of passport/travel document no. [REDACTED] is coming to Singapore from CHINA (country/place of embarkation) for the purpose of SOCIAL VISIT (FREE-AND-EASY TOUR) (e.g., holiday, transit, business, meeting, exhibition, visiting friend & relatives, employment, education; for others, please specify). The applicant is my BUSINESS ASSOCIATE (e.g., father, mother, brother, sister, son, daughter, spouse, business partner; for others, please specify).

Yours faithfully

Only for application where Local Contact is an individual:

Signature of Local Contact _____ NRIC (Pink/Blue) No. _____

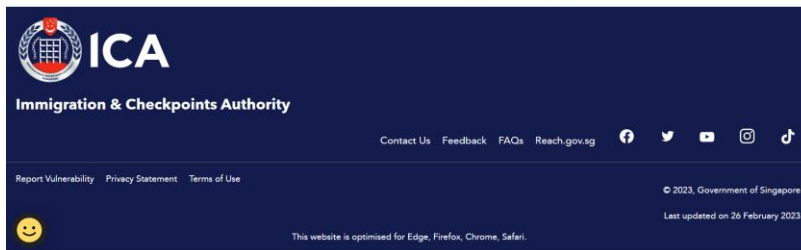
Name of Local Contact _____
Only for application where Local Contact is a company:

Signature of person acting on behalf of the company/firm _____
Name, NRIC No and Designation/Capacity _____ Official Stamp & Unique Entity Number (UEN) of company/firm _____

V39A

[Print Form 14A](#) [Back](#)

If you encounter any problems with this e-Service, please email ICA_Save_Helpdesk@ica.gov.sg with a screenshot of the error message.
Click on the buttons or links once only. Do not use the Back or Forward button on your browser as this may end your transaction.



- To go back previous page, click on **[Back]**
- To print Form 14A, click on **[Print Form 14A]**

3. Frequently Asked Questions

i. Encountered “Internal Error” when log in to SAVE system.

Application is unable to detect the current session as the session has been lost or expired. Close all browsers, clear cache, and try log in again.

ii. Encountered “403 Forbidden Error” when uploading applicant’s photo in SAVE.

The uploaded photo got blocked due to security. Upload a different photo to proceed with the Visa application.